

**THE CLAWHAMMER
BANJO
BOOK**

INTERMEDIATE

**14 TABS!
& MORE!**

**by
HILARY HAWKE**

INTRODUCTION

I am so grateful that this has ended up in your hands! I have wanted to make an intermediate clawhammer book since I wrote the beginner book 3 years ago. The songs in this book are some of my favorites, selected with input from the old-time community in Brooklyn, NY, as well as from my wonderful banjo students over the years. These tunes are meant to be played and jammed at festivals, in bands, or played by yourself wherever you are. Play for some people, your family, or your pets!

You will find that the book is arranged in three sections. Each section focuses on a specific tuning of the banjo. It starts in double C tuning, then moves to standard G, and ends in sawmill tuning. All of the tunes have challenging moments, but I put them in order of how I usually teach the tunes. Keeping that in mind, you can always jump around in the book. Look for variations at the bottom of the pages marked with an asterisk, you may feel the variation suits your playing more!

When learning a new song or tune, I recommend listening to it. Listen for the repetition of notes and repeated phrases. See if you can hum/sing the melody along with the song, and then see if you can hum/sing the melody on your own. Compare what you hear to what is written on the page. When you play, make it a goal to memorize the song. Play it three times in a row really well. If you have to go slow, that's even better. I love slow!

Getting better at an instrument is all about the work you put into it, and also the focus and attention you put into your playing. You may not want to perform publicly, and that's ok!—but I believe it's a good idea to record yourself, and to listen back, and even pretend that it's someone else you're listening to. You can figure out what sounds good or needs work pretty quickly. When I do this, I always feel like I get better faster.

Once you feel comfortable with the notes, put a little of your soul into the music, and make it yours. Traditional music is a living art form. You don't have to replicate exactly what is on the page. You can bend, weave, and meld these songs to suit your singing style and your skills. Add your own nuances and expression and above all, enjoy the sounds you are making.

The goal of this book is to inspire you to play more banjo and to give you more repertoire to play and jam wherever you are. I'm so happy to share these tunes that I love and I hope you take it on your own musical journey!

Enjoy!

— Hilary

TABLE OF CONTENTS

3	How to play the banjo
4	Chord Chart
5	Right Hand Exercises
6	Left Hand Exercises
SONGS:	
<u>Double C Tuning</u>	
7	Will the Circle Be Unbroken
8	Stillhouse & Old Molly Hare
9	Soldier's Joy
10	Angelina Baker
11	Ducks on the Millpond
12	Whiskey Before Breakfast
13	Suzanna Gal
14	5 Miles From Town
<u>Standard G Tuning</u>	
15	John Brown's Dream
16	Breakin' Up Christmas
17	Blackest Crow
18	June Apple
19	Chinquapin Hunting
<u>Sawmill Tuning</u>	
20	Greasy Coat
21	Cold Frosty Morn
22	Twin Sisters
23	Squirrel Hunters
24	Recommended Listening

For videos of songs in this book go to the secret youtube playlist for the Intermediate Clawhammer Banjo book at this link: <https://tinyurl.com/4t3tv76b>

Design by Lauren Peters-Collaer

A big thank you to my friends and students whose support and feedback made this book possible.

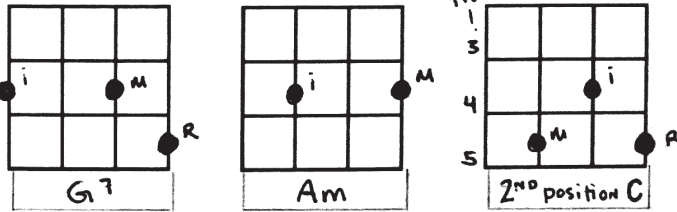
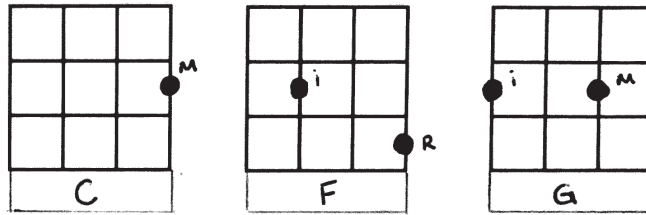
**For more information and business requests please contact hilaryhawke@yahoo.com
Or go to www.hilaryhawkemusic.com**

Copyright © 2021 by Hilary Hawke

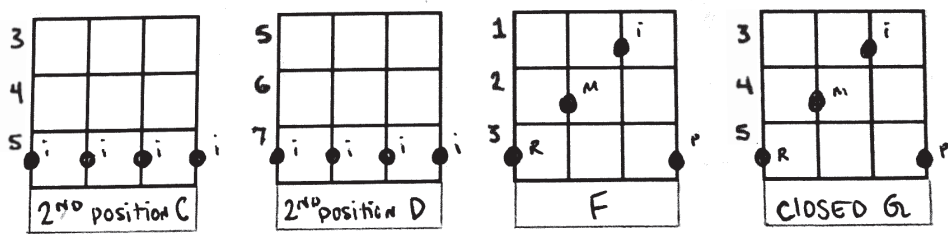
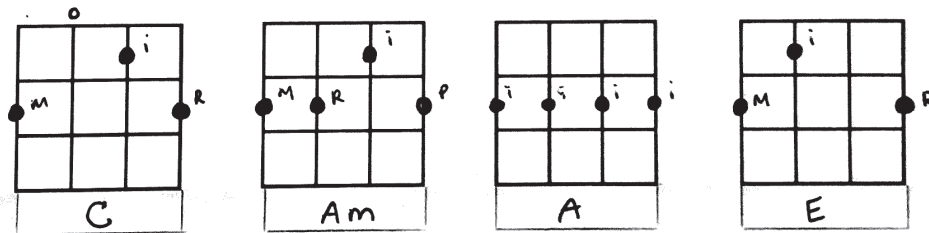
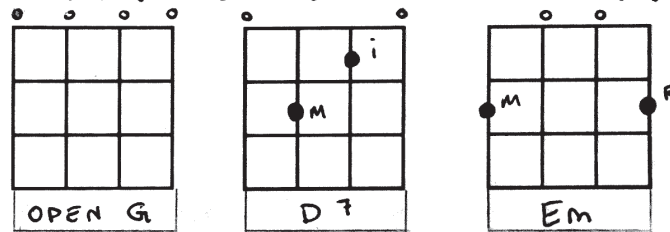
All rights reserved. No part of this publication may be reproduced, distributed, or transmitted in any form or by any means, including photocopying, recording, or other electronic or mechanical methods, without the prior written permission of the publisher, except in the case of brief quotations embodied in critical reviews and certain other noncommercial uses permitted by copyright law.

CHORDS

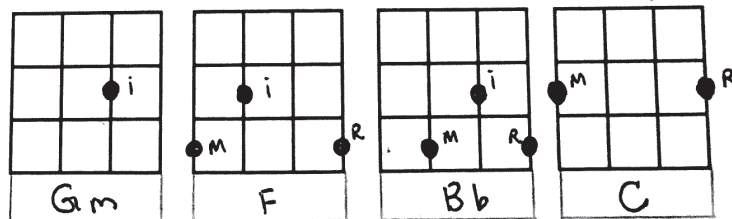
DOUBLE C
TUNING
g C G C D
5 4 3 2 1



STANDARD
G Tuning
g D G B D
5 4 3 2 1




SAWMILL
TUNING
g D G C D
5 4 3 2 1




RIGHT HAND EXERCISES

I = Index
M = Middle
R = Ring
T = Thumb

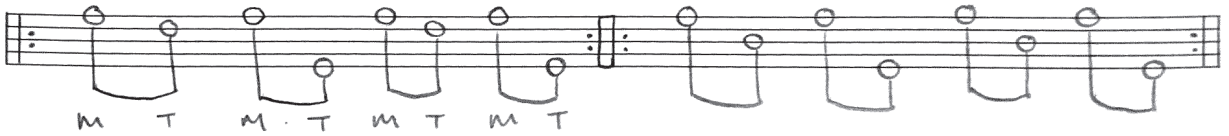
1. Bum Dittys. Continue on each string. Use the back of the nail, middle or index




2. Drop thumbs—moving the thumb




3. Moving thumb inside-outside



4. Alternating thumb inside strings



5. Rolls



h = Hammer-on
 i = Index
 M = Middle
 R = Ring

LEFT HAND EXERCISES

1. Play on each string. Keep fingers close to finger board

2. Hammer-ons

3. Pull-offs

4. Fun pull offs. Start with index and middle, then index ring and index pinky

Come back down

Double C
Tuning
gCGCD

WILL THE CIRCLE BE UNBROKEN

Key of C

THE CARTER FAMILY

WILL THE CIR- CLE BE UN-
BRO- KEN BY AND
BY LORD BY AND
BY THERE'S A
BET- TER HOME A-
WAI- TING IN THE
SKY LORD IN THE -
SKY

I was standing by my window
On one cold and cloudy day
When I saw the hearse come rolling
For to carry my mother away

Will the circle be unbroken
By and by, Lord, by and by
There's a better home a-waiting
In the sky, Lord, in the sky

Lord I told the, undertaker
Undertaker please drive slow
For this body you are hauling
Lord, I hate to see her go

Oh, I followed close behind her
Tried to hold up and be brave
But I could not hide my sorrow
When they laid her in the grave

I went back home Lord, my home was
lonesome
Missed my mother, she was gone
All of my brothers, sisters crying
What a home so sad and alone

Double C
Tuning
gCGCD



STILLHOUSE

Key of D
Capo 2
AABB

Also called 'Cider',
from Virginia and
North Carolina

FOGHORN STRINGBAND

A

B

*** VARIATION**

Cider, Cider, A little more cider
Down to the stillhouse to get a little cider
Cider, Cider, A little more cider
Down to the stillhouse to get a little cider

You be the horse, i'll be the rider
Down to the stillhouse to get a little cider.
Cider, Cider, A little more cider
Down to the stillhouse to get a little cider

I went back to the foot of the hill
You ain't be an away, been there still.
Cider, Cider, A little more cider
Down to the stillhouse to get a little cider

Double C
Tuning
gCGCD

OLD MOLLY HARE

Key of D
Capo 2
AABB

A

B

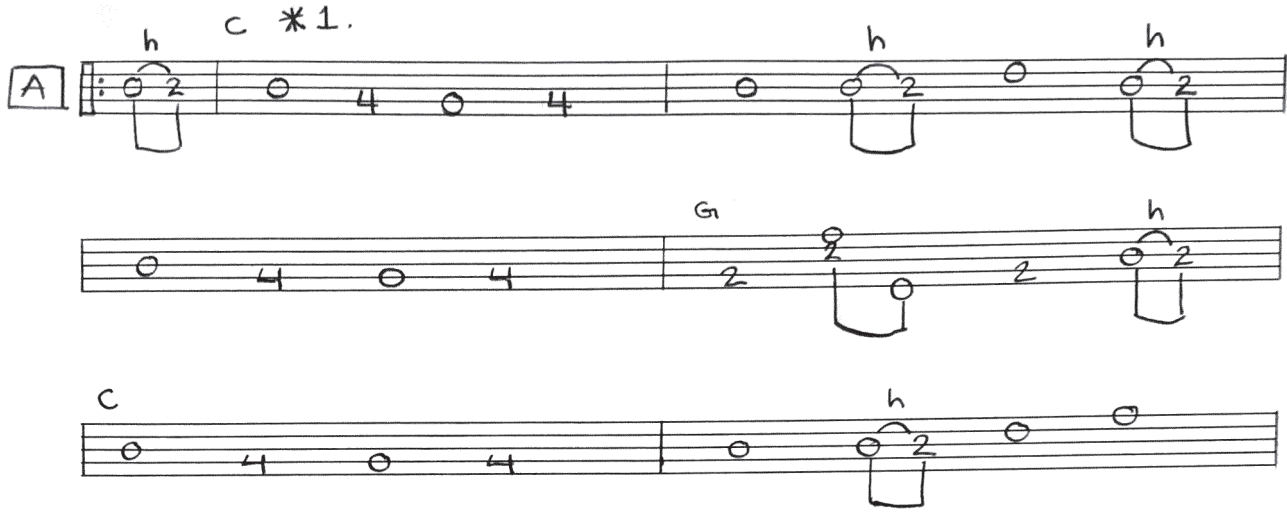
Double C
Tuning
gCGCD

SOLDIER'S JOY

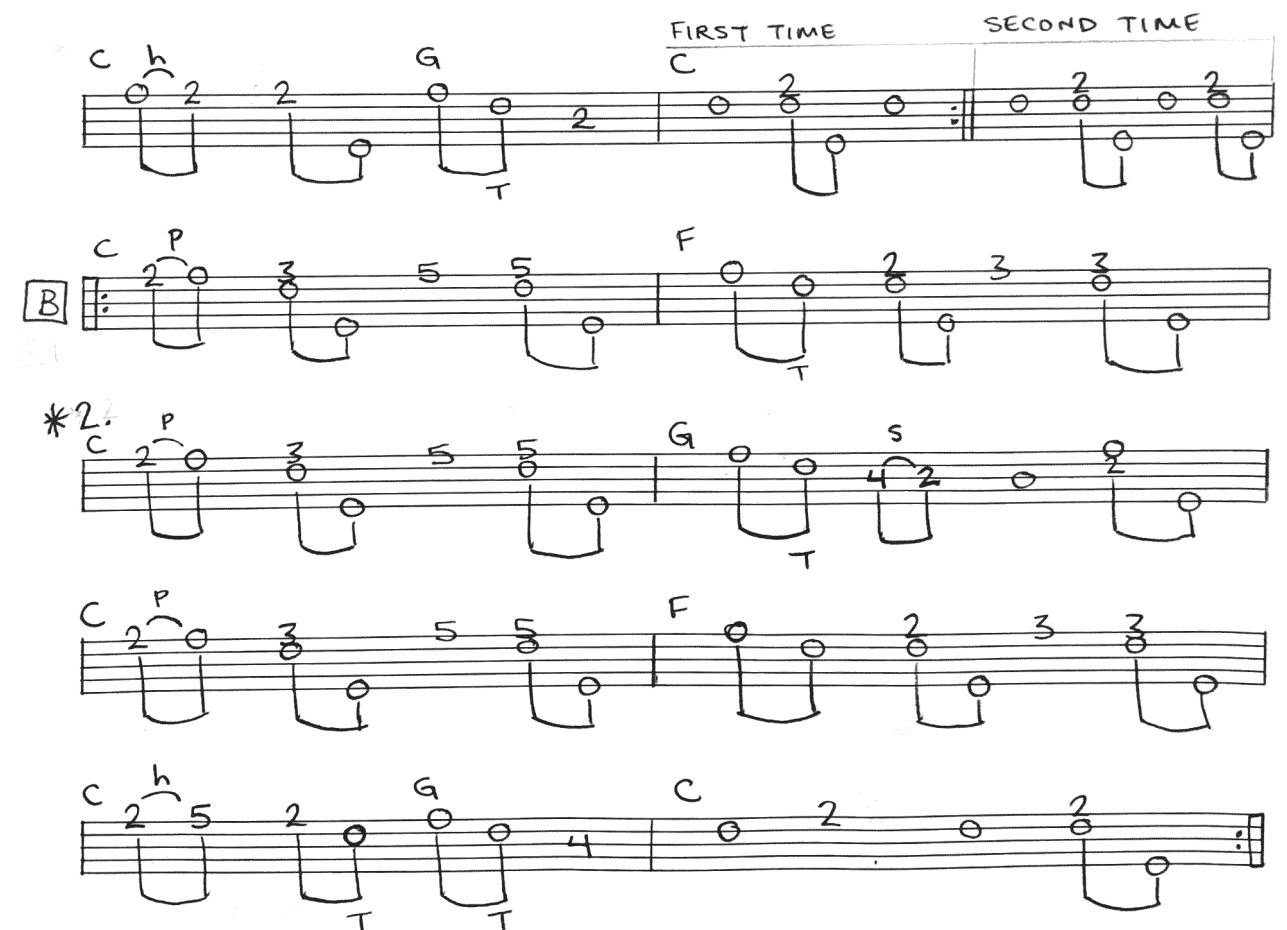
Key of D
Capo 2
AABB

Standard Jam Version


A *c *1.*



B



**2.*



**1. VARIATION,* **2. VARIATION*

Double C
Tuning
gCGCD



ANGELINA BAKER

Standard Jam Version

Key of D
Capo 2
AABB

A favorite
old-time tune,
first collected by
Alan Lomax in
the 1930's, Galax
Virginia. Different
from the minstrel
tune by Stephen
Foster.

Angelina Baker, age of 23 (Or Angeline the baker)
Fed her sugar candy, but she still won't marry me
Angelina Baker, Angeline I know
Should have married Angeline, just twenty years ago

I bought Angeline a brand new dress, it was neither black
nor brown
It was the color of stormy skies, when the rain came down
Sixteen horses in a pack, the leader he was blind
I dreamed that I was dying, I saw my Angeline

Her father was a baker, his name was Uncle Sam
I never will forget her, no matter where I am
She said can't do hard work, because she is not stout
Bakes the biscuits every day and pours the coffee out

Double C
Tuning
gCGCD

WHISKEY BEFORE BREAKFAST

Key of D
Capo 2
AAAABB

Standard Jam Version

A

C S 2 h S

FIRST TIME

F C G P S

SECOND TIME

G P S C

B

C P h P

G

G h *1.

*2.

C P G F C

F P C G P S C

*1. VARIATION

S

*2. VARIATION

F h C h

ALTERNATE STRING PULL-OFF

Double C
Tuning
gCGCD



5 MILES FROM TOWN

Key of D
Capo 2
AABB

CLYDE DAVENPORT

A

B

G Tuning
gDGBD

JOHN BROWN'S DREAM

Key of A
Capo 2
AABBCCDD

From North
Carolina

TOMMY JARRELL

A

B

C

D

Miss the note

(Sing over the B and C parts of the tune)

John Brown's Dream, John Brown's Dream, the devil is dead 2x
Come on Lula, come on Lula, come on Lula
with your hog and your bread

Soon be the time, soon be the time for pickin' it again 2x
Boatin' up Cindy Cindy Cindy, Boatin' up Cindy
How do you do?

Standard G
Tuning
gDGBD

BREAKIN' UP CHRISTMAS



Key of A
Capo 2
ABB

BRUCE MOLSKY version

A

B

* **Extra challenge**

Play these two pick-up
NOTES TO START THE SONG

G Tuning
gDGBD



BLACKEST CROW

TOMMY JARRELL

Key of G
Waltz
AAB

Also called, as
Time Draws Near.
From North
Carolina

A

B

Em FIRST TIME SECOND TIME

As time draws near my dearest dear when you and I must part
 How little you know of the grief and woe in my poor aching heart
 Each night I suffer for your sake, you're the one I love so true

I wish that you were staying here, or I was going with you.
 I wish my breast were made of glass wherein you might behold
 Upon my heart your name lies wrote in letters made of gold
 In letters made of gold my love, believe me when I say
 You are the one that I will adore until my dying day

The blackest crow that ever flew would surely turn to white
 If ever I prove false to you bright day will turn to night
 Bright day will turn to night my love, the elements will mourn
 If ever I prove false to you the seas will rage and burn

G Tuning
gDGBD



JUNE APPLE



Key of A
Capo 2
AABB

From North
Carolina

Standard Jam Version

A

B

I Wish I was a June Apple
Hanging on a tree
Every time my true love passed
She'd take a little bite of me

Goin' across the mountain
I'm goin' in the spring
When I get on the other side
I'm gonna hear my darlin' sing

Wish I had some sticks and poles
Build my chimney higher
Ever time it rains or snows
Puts out all my fire

Standard
Tuning
gDGBD

CHINQUAPIN HUNTING



Key of A
Capo 2
AABBCC

From Hillsville,
Virginia

NORMAN EDMONDS

A

A

B

B

C

C

C

***1. VARIATION**

***2. VARIATION**

Sawmill Tuning
gDGCD

GREASY COAT

Key of Am
Capo 2
AABB

From West
Virginia

EDDEN HAMMONS

Handwritten guitar tablature for the song "Greasy Coat" by Edden Hammons. The piece is in Am with a capo at the 2nd fret and is in 3/4 time. It consists of two main sections, A and B, each with four lines of notation. Section A starts with a Gm chord and features a 's' (slide) technique on the first line. Section B starts with a 'h' (hammer-on) technique on the first line. The tablature includes various fret numbers (2, 3, 5) and rhythmic markings like 's' and 'h'. The piece concludes with a Gm chord and a double bar line.

I don't drink, I don't smoke
I don't mess with a greasy coat.

I don't kiss, I don't tell
All you sinners go to hell.

I don't cuss, I don't chew
I don't mess with girls that do.

Sawmill
Tuning
gDGCD

(((GOLD FROSTY MORN)))

Key of Am
Capo 2
AABB

From Giles
County, Virginia

HENRY REED

A

B

Sawmill Tuning
gDGCD

TWIN SISTERS

Key of Gm
AABBB

From Hillsville,
Virginia

SIDNA MYERS

A

B

REPEAT 3X

Sawmill
Tuning
gDGCD



SQUIRREL HUNTERS

Key of A modal
Capo 2
AABB

From Western
Pennsylvania,
Allegheny
Mountains

Standard Jam Version

A

Gm

F *1

Gm

F *2

B

Gm

F *1

Gm

F *2.

*1. VARIATION

*2. VARIATION

RECOMMENDED LISTENING

CLAWHAMMER BANJO PLAYERS

Ola Belle Reed
Cathy Fink and Marcy Marxer
Samantha Bumgarner
Lily Mae Ledford
Rhiannon Giddens
Fred Cockerham
Wade Ward
Ken Perlman
Bascom Lamar Lunsford
Jason Romero
Bruce Molsky
Adam Hurt
Brad Leftwich

RECOMMENDED ALBUMS

Down to the Cider Mill-with Oscar Jenkins, Fred Cockerham, Tommy Jarrell
Stay All Night- with Oscar Jenkins, Fred Cockerham, Tommy Jarrell
Field Recorders Collective: Sidna and Fulton Myers
Can the Circle Be Unbroken: Country Music's First Family-Carter Family
The Young Fogies-compilation
High Atmosphere compilation
The Lost Child-Brad Leftwich & Linda Higginbotham
We'll Die in the Pig Pen Fighting-Tom, Brad, Alice
Rockville Pike-Nate Leath and friends

RECOMMENDED BANDS

The Wild Goats (my band)
Our Native Daughters
Anna & Elizabeth
Abigail Washburn and Bela Fleck
New Lost City Ramblers
Frank Blevins And His Tar Heel Rattlers
Rising Appalachia
Coon Creek Girls
Iron Mountain Stringband
Skillet Lickers

Birds by Nancy Dean-Hunt

linocut & handset type by Dikko Faust

printed in Brooklyn at Purgatory Pie Press

